



Kentucky High School Athletic Association

2280 Executive Drive ° Lexington, KY 40505 ° www.khsaa.org ° (859)299-5472 (859)293-5999 (fax)

MEMORANDUM

To: Superintendent, Principal, and Athletic Director
Madisonville North Hopkins High School

From: Brigid L. DeVries, Commissioner
Larry Boucher, Assistant Commissioner *LB*


Date: July 26, 2006

Subject: 2005-2006 Title IX Annual Report Forms Submission

Enclosed please find a copy of Form T-65, the 2005-2006 KHSAA Title IX Annual Report Submission Status Report. In addition, you may find an attachment with corrected copies of the forms submitted by your school personnel. Please review this information so the forms can be completed accurately in the future.

Also, KHSAA Audit Team Members may have requested resubmission of some of the 2005-2006 Annual Report Forms or need additional information on your athletic programs. Please submit this information by the date requested if this is applicable. Copies and all KHSAA Title IX documents must be kept current and included in your permanent Title IX File at the school. All documents are subject to Open Records Requests.

Should you need any further information, please do not hesitate to call anytime.



**KHSAA TITLE IX
ANNUAL REPORT SUBMISSION
STATUS REPORT
2005-2006**

*KHSAA Form T85
Revised 8/05*

TO: KHSAA Member School Superintendents, Principals, and Athletic Directors

FROM: Brigid L. DeVries, Commissioner
Larry Boucher, Assistant Commissioner

DATE: 7/26/2006

School	Madisonville North Hopkins	Reviewed by	Gary W. Lawson
--------	----------------------------	-------------	----------------



The following is a status report regarding the required 2005 - 2006 Title IX Annual Report submission of forms due into the KHSAA office by April 15, 2006. Appropriate KHSAA Audit Team personnel have reviewed these forms and the following is a summary of this review.

I. Checklist of Forms properly submitted in a satisfactory manner:

<input checked="" type="checkbox"/>	GE 19 (Annual Verification)	<input checked="" type="checkbox"/>	T-35 (Budget Expenses)
<input checked="" type="checkbox"/>	T-1 (Summary Program Chart 1)	<input checked="" type="checkbox"/>	T-36 (Budget Expenses)
<input checked="" type="checkbox"/>	T-2 (Summary Program Chart 2)	<input checked="" type="checkbox"/>	T-41 (Checklist – Overall Interscholastic Program)
<input checked="" type="checkbox"/>	T-3 (Summary Program Chart 3)	<input checked="" type="checkbox"/>	T-60 (Corrective Action Plan)
<input checked="" type="checkbox"/>	T-4 (Summary Program Chart 4)	<input checked="" type="checkbox"/>	T-63 (Interscholastic Survey Results)

II. Status

A.	<input checked="" type="checkbox"/>	2005 – 2006 Forms are satisfactory and no further information or action is necessary at this time.
B.		Errors have been noted with respect to the following forms:
C.		The following forms were omitted and must be submitted by school representatives:
D.	<input checked="" type="checkbox"/>	<p>Other Recommendation and Comments:</p> <p>All calculations appear to be correct and report is in good order. According to data and calculations submitted, the school appears to be meeting the standards established in both test #2 and test #3 for the provision of athletic opportunities. According to information submitted by the school, approximately \$624 is spent per male athlete as compared to approximately \$482 per female athlete for provision of athletic benefits. This spending should be monitored closely by school administrators as well as the Gender Equity Review Committee.</p>





Kentucky High School Athletic Association

KENTUCKY HIGH SCHOOL ATHLETIC ASSOCIATION

TITLE IX

MEMBER SCHOOLS 2005-2006 ANNUAL REPORT FORMS

Submit to KHSAA
By April 15, 2006



Kentucky High School Athletic Association

TO: Superintendent, Principal and Athletic Director
KHSAA Member School

FROM: Larry Boucher, Assistant Commissioner



DATE: November 4, 2005

SUBJECT: Annual Title IX Self-Audit Report Forms
2005-2006 School Year

Enclosed are the forms that are to be used in compiling the data required to be submitted by your school in your Annual Title IX Self-Audit. Please review the forms thoroughly since minor changes have been made from last year. As you know from previous Annual Self-Audit Report submissions over the last six years, it is due to the Kentucky High School Athletic Association no later than April 15th, 2006.

For your annual convenience, these report forms may also be found on the KHSAA website, www.khsaa.org/titleix.

Please remember that the Student Interest Survey is required in this year's report, and is included in this packet. Please administer internally the Student Survey (using Form T-61). However, submit with your April 15, 2006 Report only the Summary (Form T-63). Also, please remember that now that we are surveying our students only every other year, the number of your Survey responses should equal at least 80% of your enrollment.

If you have any questions, feel free to contact us.



**2005-2006 KENTUCKY HIGH SCHOOL ATHLETIC ASSOCIATION
ANNUAL VERIFICATION OF TITLE IX PROCEDURES
(To be submitted by April 15, 2006 along with other required forms)**

KHSAA
Form GE19
Rev. 9/05

The Madisonville North Hopkins High School, Madisonville, Kentucky
(Name of High School) (City)

certifies to the Kentucky High School Athletic Association that the following is an accurate and true representation of the facts surrounding compliance with 20 U.S.C. Sections 1681-1688, et. Seq. (also known as Title IX)

I certify the following provisions in accordance with records at the school contained in the permanent Title IX file, and to the best of my knowledge have completed the following tasks (All boxes must be checked).

Established a gender equity committee at the high school. (list committee personnel and provide attachment if necessary)

Name	Address	Phone	Title
See attachment			

Scheduled a minimum of three meetings during the 2005-2006 school year on the following dates:

November 16 (tornado)	December 8 (snow)	December 20	7:10 a.m.
January 31	7:10 a.m.	March 14	7:10 a.m.

Designated the following person(s) as the Title IX coordinator for the school:

S. Gale Travis, CMAA	Athletic Director	4515 Hanson Road	Madisonville KY 42431
Name	Title	Address	Phone (270) 825-6017 x211

Designated the following person(s) as the Title IX coordinator for the district:

Patrick Courtney	Asst Supt Hopkins County Schools	320 South Seminary Madisonville 42431	(270) 825-6000 x2424
Name	Title	Address	Phone

School personnel are continuing to make periodic reviews of the boys' and girls' athletics program reflected in the Corrective Action Plan.

In addition to the above information, the above referenced school maintains a complete permanent file relative to Title IX records including copies of the self-assessment audit, all corrective action plans, and other related materials.

Principal's Signature _____
Superintendent Signature _____

Date 03-13-2006
School Board Chairpersons' Signature _____

(Send original copy to KHSAA - Maintain duplicate in Title IX school folder)



JIM MARTIN
PRINCIPAL

KATHY B. CUMMINS
ASSISTANT PRINCIPAL

JANET H. McCLAIN
ASSISTANT PRINCIPAL

GALE TRAVIS
CERTIFIED MASTER
ATHLETIC ADMINISTRATOR
STUDENT SERVICE
COORDINATOR

MADISONVILLE NORTH HOPKINS HIGH SCHOOL

EXCELLENCE BY CHOICE
4515 HANSON ROAD
MADISONVILLE, KENTUCKY 42431
PHONE: (270) 825-6017 / FAX: (270) 825-6045

T.E.A.M.

Team Effort Achieves More



CINDY PATTERSON
GUIDANCE COUNSELOR

TOMMY RANSOM
GUIDANCE COUNSELOR

JEANNIE MAYES
GUIDANCE COUNSELOR

KITTY DAVIS
SCHOOL TO WORK
COORDINATOR

2005-2006 GENDER EQUITY/TITLE IX COMMITTEE MEMBERS

Jim Martin	Principal	825-6017	825-3242
Gale Travis	Athletic Director	825-6017	322-0027
Mike Quinn	Coach/Teacher/Parent	825-6017	
Mary Wright	Teacher	825-6017	
Susan Hundley	Parent	825-0835	
Shelia Davis	Coach/Parent	825-6033	825-3041
Keith Cartwright	Board Attorney	821-6165	821-4467
Pat Courtney	District T9 Chair	825-6000	825-2677
Tredene Davis	Student		825-3041

2005-2006
ACCOMMODATION OF INTERESTS AND ABILITIES
SUMMARY PROGRAM CHART 1

Participation Opportunities Test One

SAMPLE FORM

		Column 1	Column 2	Column 3	Column 4
	Program	Enrollment	Percentage of Total Enrollment	Number of Interscholastic Participants (double and triple count)	Percentage of Total Participation
Row 1	GIRLS	429	52.1%	96	36.5%
Row 2	BOYS	394	47.9%	167	63.5%
Row 3	Totals	823	100%	263	100%

Instructions:

*Number of 8th grade students & below used in Column 3 and Column 4 calculations if applicable: _____

- 1) Determine the total number of girls enrolled, (place in Row 1, Column 1). Determine the total number of boys enrolled, (place in Row 2, Column 1).
- 2) Add the total number of girls and boys enrolled to determine total enrollment, (place in Row 3, Column 1).
- 3) Calculate the percentage of total enrollment that is female. (Divide Row 1, Column 1 by row 3, Column 1 and place in Row 1, Column 2.) Calculate the percentage of total enrollment that is male. (Divide Row 2, Column 1 by Row 3, Column 1 and place in Row 2, Column 2.) Note: Row 1, Column 2 plus Row 2, Column 2 should total 100%.
- 4) Ask the head coaches to review the most updated eligibility or squad lists for their teams. Ask coaches to confirm the names of those individuals who are on the team as of the **first date of competition**, and cross out the names of those who were cut from the team or quit the team prior to the first competitive event. Determine the total number of interscholastic athletics participants that are girls, (and place in Row 1, Column 3). In order to determine the total number of athletics participants, an individual should be counted each time he or she participates on a team. For example, if Jane Doe competes on the varsity volleyball team, the junior varsity volleyball team, the junior varsity basketball team, and the varsity softball team, she should be counted as four participants (**do not include club or intramural sports participants, cheerleaders, dance teams or pom squads**). Calculate the same way for boys and girls. * In addition, should 8th grade students and below play on a Freshman, Junior Varsity, or Varsity team, they should also be counted for each team and sport on which they participate. If applicable, please asterisk the above notation as to how many 8th grade students & below are included. Using the same procedure, determine the total number of interscholastic athletic participants that are boys, (and place in Row 2, Column 3. Add Row 1, Column 3 plus Row 2, Column 3 to get total participants and place in Row 3, Column 3).
- 5) Calculate the percentage of female participation. (Row 1, Column 3 divided by Row 3, Column 3 and place in Row 1, Column 4.) Calculate the percentage of male participation. (Row 2, Column 3 divided by Row 3, Column 3 and place in Row 2, Column 4.) Note: Row 1, Column 4 plus Row 2, Column 4 should total 100%.

Note: While being within three percent is not a formal compliance standard; if the percent listed in Row 1, Column 4 is within 3% of Row 1, Column 2, then it provides a good target within which compliance is likely.

Principal's Signature: _____

Date: 3-13-06

2005-2006
ACCOMMODATION OF INTERESTS AND ABILITIES
SUMMARY PROGRAM CHART 1

KHSAA
 Form T1
 Rev. 9/05

Participation Opportunities Test One

		(Column 1)	(Column 2)	(Column 3)	(Column 4)
	Program	Enrollment	Percentage of Total Enrollment	Number of Interscholastic Participants (double and triple count)	Percentage of Total Participation
Row 1	GIRLS	537	49.7	217	41.2
Row 2	BOYS	544	50.3	310	58.8
Row 3	Totals	1081	100%	527	100%

Instructions:

*Number of 8th grade students & below used in Column 3 and Column 4 calculations if applicable: 65

47 female 18 male

- Determine the total number of girls enrolled, (place in Row 1, Column 1). Determine the total number of boys enrolled, (place in Row 2, Column 1).
- Add the total number of girls and boys enrolled to determine total enrollment, (place in Row 3, Column 1).
- Calculate the percentage of total enrollment that is female. (Divide Row 1, Column 1 by row 3, Column 1 and place in Row 1, Column 2.) Calculate the percentage of total enrollment that is male. (Divide Row 2, Column 1 by Row 3, Column 1 and place in Row 2, Column 2.) Note: Row 1, Column 2 plus Row 2, Column 2 should total 100%.
- Ask the head coaches to review the most updated eligibility or squad lists for their teams. Ask coaches to confirm the names of those individuals who are on the team as of the first **date of competition**, and cross out the names of those who were cut from the team or quit the team prior to the first competitive event. Determine the total number of interscholastic athletics participants that are girls, (and place in Row 1, Column 3). In order to determine the total number of athletics participants, an individual should be counted each time he or she participates on a team. For example, if Jane Doe competes on the varsity volleyball team, the junior varsity volleyball team, the junior varsity basketball team, and the varsity softball team, she should be counted as four participants (**do not include club or intramural sports participants, cheerleaders, dance teams, or pom squads**). Calculate the same way for boys and girls. * In addition, should 8th grade students and below play on a Freshman, Junior Varsity, or Varsity team, they should also be counted for each team and sport on which they participate. If applicable, please asterisk the above notation as to how many 8th grade students & below are included in the totals. Using the same procedure, determine the total number of interscholastic athletic participants that are boys, (and place in Row 2, Column 3). Add Row 1, Column 3 plus Row 2, Column 3 to get total participants and place in Row 3, Column 3.
- Calculate the percentage of female participation. (Row 1, Column 3 divided by Row 3, Column 3 and place in Row 1, Column 4.) Calculate the percentage of male participation. (Row 2, Column 3 divided by Row 3, Column 3 and place in Row 2, Column 4.) Note: Row 1, Column 4 plus Row 2, Column 4 should total 100%.

Note: While being within three percent is not a formal compliance standard; if the percent listed in Row 1, Column 4 is within 3% of Row 1, Column 2, then it provides a good target within which compliance is likely.

Principal's Signature:  Date: 3-13-06

2005-2006
ACCOMMODATION OF INTERESTS AND ABILITIES
SUMMARY PROGRAM CHART 2

KHSAA
 Form T2
 Rev. 9/05

Participation Opportunities Test Two

			Column 1	Column 2	Column 3	Column 4	Column 5
Program			Number of Teams Currently Offered	Number of Participants	Number of Teams Added Since the beginning of the 2001-2002 School Year	Number of Participants Added Since the beginning of the 2001-2002 School Year	Percent of Total Participation By Sex Added Since the beginning of the 2001-2002 School Year
GIRLS	Row 1	varsity:	9	125	1	75	
	Row 2	j.v.:	5	56	1	53	
	Row 3	frosh:	3	36	2	34	
	Row 4	total:	17	217	4	162	74.7
BOYS	Row 5	varsity:	9	176	0	0	
	Row 6	j.v.:	6	96	0	0	
	Row 7	frosh:	2	38	0	0	
	Row 8	total:	17	310	0	0	0

- 1) For Column 1, list the number of interscholastic teams offered for girls and boys at each competitive level (varsity, junior varsity, and freshman). For girls, total each of the entries in Rows 1, 2, and 3 into Row 4. For boys, total Rows 5, 6, and 7 into Row 8.
- 2) For Column 2, list the number of participants at each level. For girls, total each of the entries in Rows 1, 2, and 3 into Row 4. For boys, total Rows 5, 6, and 7 into Row 8. **Note:** The totals in Row 4 for girls and in Row 8 for boys must be the same as the totals in Form T-1, Column 3, Rows 1 and 2 respectively.
- 3) For Column 3, list the number of interscholastic teams that have been added in the last five years at each competitive level. Count each team added during the 5 year period only one time. e.g. Girl's junior varsity soccer was added 3 years ago, count the team only once, not 3 times. For girls, total the entries in Rows 1, 2, and 3 into Row 4. For boys, total Rows 5, 6, and 7 into Row 8.
- 4) For Column 4, list the number of participants that are currently on each level of the teams that were added in the last five years. If a team was added previously but no longer exists, there are no current participants to be added for that team. For girls, total the entries in Rows 1, 2, and 3 into Row 4. For boys, total Rows 5, 6, and 7 into Row 8.
- 5) For Column 5, calculate the percentage of participants that have been added in the last five years. For girls, take the number in Column 4, Row 4 and divide by the number in Column 2, Row 4. For boys, take the number in Column 4, Row 8 and divide it by the number in Column 2, Row 8.

Note: If the percentage of current participants added in the last five years is 25% or greater, compliance with test two may be possible. If less than 25%, then compliance with test three should be analyzed. **CAUTION:** 25% is not a formal compliance standard.

Principal's Signature: _____

Date: 3-13-06

2005-2006
ACCOMMODATION OF INTERESTS AND ABILITIES
SUMMARY PROGRAM CHART 3

Participation Opportunities Test Three

FOR ANY QUESTION ANSWERED "YES" IDENTIFY THE RESPECTIVE SPORT(S).

	GIRLS (Yes / No)		BOYS (Yes / No)
1. For a sport not currently played at the interscholastic level (varsity, junior varsity, or freshman) in your school, is there an intramural team offered for that sport?	No		No
2. For a sport <u>not</u> currently offered in your interscholastic athletics program, is there sufficient interest to form a viable interscholastic team based on participation on an intramural team or community recreation teams?	No		No
3. For a sport <u>not</u> currently offered, is there sufficient interest, based on your most recent Student Interest Survey, to form a viable interscholastic team based on student responses from the interscholastic survey? If yes, what sport?	No		No
4. For a sport currently offered at the varsity level only, is there sufficient interest, based on your most recent Student Interest Survey, to form a viable team for a junior varsity or freshman team that is not currently offered?	No		No
5. For a sport currently offered at the junior varsity or freshman level is there sufficient interest, based on your most recent Student Interest Survey, to form a varsity team not currently offered?	No		No
6. If you answered YES to question (1), (2), (3), (4), or (5), are there enough high schools in your geographic area offering the sport (at the appropriate level) to allow for the development of a reasonable schedule of competition?	No		No

Principal's Signature:  Date: 3-13-06

2005-2006
ACCOMODATION OF INTERESTS AND ABILITIES
SUMMARY PROGRAM CHART 4

Levels of Competition Test One

		Column 1	Column 2	Column 3
Girls	Team Levels	Number of Teams Currently Offered	Number of Participants	Percentage of Participants at Each Level
Row 1	varsity:	9	125	57.6
Row 2	j.v.:	5	56	25.8
Row 3	frosh:	3	36	16.6
Row 4	total:		217	100%
Boys				
Row 5	varsity:	9	176	56.8
Row 6	j.v.:	6	96	30.9
Row 7	frosh:	2	38	12.3
Row 8	total:		310	100%

- 1) Column 1, list the number of interscholastic teams offered for girls and boys at each competitive level; varsity, junior varsity, and freshman. (Refer to Form T-2, Accommodation of Interests and Abilities, Summary Program Chart 2, Column 1.)
- 2) For Column 2, list the number of participants at each level. For girls, total the entries in Rows 1, 2, and 3 into Row 4. For boys, total the entries in Rows 5, 6, and 7 into Row 8. (Refer to Form T-2, Accommodation of Interests and Abilities, Summary Program Chart 2, Column 2.)
- 3) For Column 3, calculate the percentage of female and male participants at each level.
For girls' varsity, junior varsity, and frosh, respectively:
 - Divide Column 2, Row 1 by Column 2, Row 4, and place the percentage in Column 3, Row 1.
 - Divide Column 2, Row 2 by Column 2, Row 4, and place the percentage in Column 3, Row 2.
 - Divide Column 2, Row 3 by Column 2, Row 4, and place the percentage in Column 3, Row 3.
 -
 For boys' varsity, junior varsity, and frosh, respectively:
 - Divide Column 2, Row 5 by Column 2, Row 8, and place the percentage in Column 3, Row 5.
 - Divide Column 2, Row 6 by Column 2, Row 8, and place the percentage in Column 3, Row 6.
 - Divide Column 2, Row 7 by Column 2, Row 8, and place the percentage in Column 3, Row 7.


Principal's Signature: _____

Date: 3-13-06

**2005-2006
ACTUAL EXPENDITURES - PROGRAM COMPARISON CHART 1
TO INCLUDE BOOSTER CLUB FUNDING**

	equipment and supplies		travel		awards		coaches' salaries (to include supplemental and extended employment; dollar amount needed)		facilities improvements		publications (if sport-specific)	
	Expenditures		Expenditures		Expenditures		Expenditures		Expenditures		Expenditures	
	School	Booster	School	Booster	School	Booster	School	Booster	School	Booster	School	Booster
G basketball	444.35	3712.00	2731.18		448.00		23400.00	150.00				
B basketball	1130.50	1250.56	3005.16	6428.63	1183.92		23400.00	1200.00				
G softball	468.05	3452.44	2722.59	4496.21	1703.29		6000.00					
B baseball	564.60	11600.00	3585.06	900.00	656.00		6000.00	1500.00				2600.00
G cross country		393.40	1612.42	778.00	348.09		3000.00					
B cross country		871.11	1612.42	1121.00	500.91		3000.00					
G golf		294.00	75.00		175.00		2000.00					
B golf		3771.33	75.00	63.37	80.00		2000.00					
G soccer	2177.21	669.00	1562.71		1153.00		7550.00	1000.00				3682.00
B soccer	3383.50	658.00	1545.19		509.00		7550.00	2000.00				3682.00
G swimming		858.00	574.63	753.00	413.00		4500.00					
B swimming		1007.00	574.63	884.00	481.00		4500.00					

1. Total expenditures on T-35 and T-36 on the 2005-2006 year report due by April 15, 2006, should reflect the total monies spent (rounded off to nearest hundred) for the entire school year of 2004-2005 ending June 30, 2005.
2. Booster Club Funding/Contributions must be included in the expenditures total.

Principal's Signature:  Date: 3-13-06

KHSAA
Form T36
REV. 9/03

2005-2006
ACTUAL EXPENDITURES - PROGRAM COMPARISON CHART 2
TO INCLUDE BOOSTER CLUB FUNDING

	equipment and supplies		travel		awards		coaches' salaries (to include supplemental and extended employment; dollar amount needed)		facilities improvements		publications (if sport-specific)	
	Expenditures		Expenditures		Expenditures		Expenditures		Expenditures		Expenditures	
	School	Booster	School	Booster	School	Booster	School	Booster	School	Booster	School	Booster
G track			915.34			250.00	4500.00					
B track			975.34			250.00	4500.00					
G tennis	119.58		532.86				2000.00					
B tennis	119.58		532.82				2000.00					
G volleyball	719.32	1728.53	2748.88	529.29		1031.18	4500.00	500.00		43.50		762.46
B wrestling			757.17									
G (list sport)			812.17									
B football	2789.92	12148.61	3538.17			2069.26	30600.00					2196.83
G (list sport)			141.15									
B (list sport)												

1. Total expenditures on T-35 and T-36 on the 2005-2006 year report due by April 15, 2006, should reflect the total monies spent (rounded off to nearest hundred) for the entire school year of 2004-2005 ending June 30, 2005.
 2. Booster Club Funding/Contributions must be included in the expenditures total.

without football
\$ 219,256.78
51% boys
49% girls

Indicate percentage of total expenditures for each gender:

Gender	Expenditures	Percentage
Boys	\$ 193,548.46	64
Girls	\$ 104,711.11	36
Total:	\$ 298,259.57	100%

Principal's Signature: _____ Date: 3-13-06


2005-2006 KHSAA TITLE IX ATHLETICS AUDIT
Checklist - Overall Interscholastic Athletics Program

KHSAA
Form T41
Rev. 9/05

DIRECTIONS:

For the Areas of Compliance (Opportunities and Benefits) listed on the left hand side of the page, place a checkmark under the appropriate column identifying whether your school provided an advantage to the Girls' Program, or to the Boys' Program or to Neither Program.

Areas of Compliance:	ADVANTAGE TO:		
	GIRLS' PROGRAM	BOYS' PROGRAM	NEITHER PROGRAM
OPPORTUNITIES			
Accommodation of Interest and Abilities			*
BENEFITS			
Equipment and Supplies			*
Scheduling of Games and Practice Time			*
Travel and Per Diem Allowances			*
Coaching			*
Locker Rooms, Practice and Competitive Facilities			*
Medical and Training Facilities and Services			*
Publicity			*
Support Services			*
Athletic Scholarships			*
Tutoring			n/a
Housing and Dining Facilities and Services			n/a
Recruitment of Student Athletes			n/a

Principal's Signature:  Date: 3-13-06

KHSAA
Form T60
Rev. 9/05

2005-2006
TITLE IX
CORRECTIVE ACTION PLAN

SCHOOL NAME

Madisonville-North Hopkins High

DIRECTIONS:

- For Column 1, indicate the intended area which needs corrective action in order to achieve gender equity. For Column 2, write the suggested change or activities that will correct the area in need of alteration. For Column 3, include the estimated completion date for the changes or activities.
- It is possible to attain compliance with Title IX and no longer need "corrective" action. However, the KHSAA strongly encourages compliant schools to identify items for improvement (Column 1), activities to accomplish the improvement (Column 2) and a timetable for completion (Column 3) that will strengthen the athletic program.
- You may copy this form as needed. Please attach corrective action plans along with audit forms and submit by April 15, 2006.

COLUMN 1 ITEM FOR CORRECTION/ IMPROVEMENT	COLUMN 2 SUGGESTED CHANGE/ ACTIVITIES	COLUMN 3 TIME TABLE FOR CORRECTIVE ACTION/ COMPLETION
weight rooms	--updated new weight room with female anatomy friendly equipment --redid existing weight room	--completed except for wall mirrors (ongoing) --completed November 04
locker rooms	--updated girls' basketball locker room (paint, carpet, lockers, etc)	--completed September 05
physical facilities	--auxiliary gym --addition of fields	--continue to hound board of education --re-seeded girls' soccer practice field and installed watering system completed July 2005
		--construction of new softball field, dugouts, concession area, pressbox, storage (anticipated completion March 06
state winners' recognition	--designate an area in the school lobby for display of standardized pictures	--pictures are being collected and hung on the wall area about the gym entrance (ongoing)

Principal's Signature: 

Date: 3-13-06

2005-2006 INTERSCHOLASTIC ATHLETICS STUDENT SURVEY

KHSAA
Form T61
Rev. 9/05

1. Is the School District offering the interscholastic sport(s) you want to play?
520 Yes
113 No, I want to play hockey, inline skating, racquetball, dance, wrestling
273 I am not interested in athletics
2. During the fall season, which KHSAA sanctioned sport would you like to play?
160 Football
131 Girls' Volleyball
37 Boys' Cross Country
50 Girls' Cross Country
28 Boys' Golf
23 Girls' Golf
49 Boys' Soccer
75 Girls' Soccer
404 I would not participate
3. During the winter season, which KHSAA sanctioned sport would you like to play?
153 Boys' Basketball
102 Girls' Basketball
23 Boys' Swimming & Diving
52 Girls' Swimming & Diving
75 Boys' Wrestling
66 Boys' and Girls' Indoor Track
428 I would not participate
4. During the spring season, which KHSAA sanctioned sport would you like to play?
89 Boys' Track
76 Girls' Track
76 Girls' Tennis
28 Boys' Tennis
60 Girls' Slow Pitch Softball
59 Girls' Fast Pitch Softball
104 Boys' Baseball
448 I would not participate
5. Do you participate in intramural sports? If you do, which sports(s)?
158 Yes basketball, soccer, swimming, cheer, dance, step team
717 No
6. Which intramural sports, if any, would you like to see added?
paintball, fencing, skating, auto racing, ultimate frisbee, field hockey, boys'
volleyball, basketball, football, flag football, soccer, rugby, gymnastics,
water polo, ping pong, bowling

7. Do you participate in non-school sport activities? If you do, which sport(s)?

- 210 Yes Bible quizzes, dance, basketball, karate, biking swimming, skateboarding
- 610 No motorcross, shooting, firefighting, all star cheer, bowling, weightlifting

8. Are you currently participating in interscholastic athletics during any season?

- 351 Yes
 - 456 No Why don't you participate in interscholastic athletics?
 - 108 I prefer other activities such as band, chorus, etc.
 - 120 I don't have time
 - 37 The practice schedules and game times are inconvenient
 - 38 The sport I like isn't offered
 - 25 It's too expensive
 - 27 I prefer to participate in club or intramural sports
 - 65 Working
 - 92 Other
- homework, personal conflicts, coaches, youth groups, night school, church

9. Do you have any suggestions to encourage participation?

- Incentives
- Publicizing try-out times
- Healthy lifestyle
- Make practices fun

10. Which Non-KHSAA sanctioned sport would you like to play?

- 168 Archery
- 76 Field Hockey
- 169 Bowling
- 15 Boys' Gymnastics
- 92 Girls' Gymnastics
- 118 Ice Hockey
- 57 Boys' Lacrosse
- 62 Girls' Lacrosse
- 128 Rifle
- 71 Rodeo
- 51 Boys' Volleyball
- 52 Water Polo
- 131 Weightlifting
- 237 I would not participate

OPTIONAL

Name: _____

Age: _____

Male: _____

Female: _____

(check one)



**2005-2006 INTERSCHOLASTIC
ATHLETICS SURVEY**
Summary of Student Responses

KHSAA
Form T53
Rev. 9/05

School Name: Madisonville North Hopkins High

School Enrollment: 1081 (SHOULD AGREE WITH FORM T-1)

Date: _____

Completed By: S. Gale Travis, CMAA

Instructions:

1. Summarize the Student Athletics Interest Surveys Form T-61 by listing the total number of responses on the line next to each sport.
2. Under the Other Category please provide a listing of the sports as well as the number of students who are interested in participating.
3. Please sign and date this Summary Form (T-63) and mail this Summary Form only to the KHSAA by April 15, 2006. Do not mail the student surveys (Form T-61). However, these Forms should be maintained in your files in the event they are requested subsequently.

1066 Number of Surveys
990 Total Returned (*A minimum of 80% return is expected*)
8-11 Grades Surveyed (*Should be grades 9-11 and 8th grade if school has a feeder system*)

How Was The Survey Administered? Advisory groups
 (e.g. was it given in all English classes, or all home rooms, or advisee/advisor?)

KHSAA Sanctioned Fall Sports (List Total Number of Participation Responses)

50 Cross Country (Girls)
37 Cross Country (Boys)
160 Football (Boys)
23 Golf (Girls)
28 Golf (Boys)
75 Soccer (Girls)
49 Soccer (Boys)
131 Volleyball (Girls)

Winter Sport (List Total Number of Participation Responses)

102	Basketball (Girls)	
153	Basketball (Boys)	
33	Indoor Track (Girls)	It did not differentiate on the survey form.
33	Indoor Track (Boys)	
52	Swimming & Diving (Girls)	
23	Swimming & Diving (Boys)	
75	Wrestling (Boys)	

Spring Sport (List Total Number of Participation Responses)

104	Baseball (Boys)
59	Fast Pitch Softball (Girls)
60	Slow Pitch Softball (Girls)
76	Tennis (Girls)
28	Tennis (Boys)
76	Track (Girls)
89	Track (Boys)

Non-KHSAA Sanctioned Sports (From Student Survey T-61 Question 10)

168	Archery
76	Field Hockey
169	Bowling
15	Boys' Gymnastics
92	Girls' Gymnastics
118	Ice Hockey
57	Boys' Lacrosse
62	Girls' Lacrosse
128	Rifle
71	Rodeo
51	Boys' Volleyball
52	Water Polo
131	Weightlifting

Number of Students who participate in Intramural Sports

(From Student Survey T-61 Question 5)

<u>Sport</u>	<u>Number</u>
We have no intramural sports in our high school nor in our community. The students were given a definition of the word "intramural" and it was thoroughly explained to them prior to the survey being given.	

List Intramural Sports students are interested in adding:
(From Student Survey T-61 Question 6)

<u>Sport</u>	<u>Number</u>	others: rugby, boxing, field hockey, flag football,
water polo	6	
lacrosse	103	horseback riding, bowling,
paintball	41	fishing
darts	18	
ping pong	52	

Participation in Non-School Sports Activities
(From Student Survey T-61 Question 7)


<u>Sport</u>	<u>Number</u>	others: dirt biking, baseball, football, skateboarding hockey, skating, tennis
cheer	66	
dance	83	
soccer	27	
volleyball	10	
swimming	36	
bowling	52	

Reasons for not participating in interscholastic athletics
(From Survey Question 8)

- 108 I prefer other activities such as band, chorus, etc.
- 120 I don't have time
- 37 The practice schedules and game times are inconvenient
- 38 The sport I like isn't offered
- 25 It's too expensive
- 27 I prefer to participate in club or intramural sports
- 65 Working
- 92 Other:
no ride, scared, video games

Student Suggestions to encourage participation

no cuts, encourage diversity, lower the grade requirements, publicize, easier
tryouts, greater variety, lower costs, furnish transportation, make it fun, get
better coaches



Principal's Signature 3-16-06

Date